

Ref.:156718



n° 718



CITROEN Berlingo (L1-L2)

06/2008>

PEUGEOT Partner (L1-L2)

2008>

xx Kg = **100 kg max.**

Se conformer aux instructions du constructeur en ce qui concerne la charge maximale autorisée du véhicule.
 Per quanto attiene il carico massimo consentito del veicolo, attenersi alle istruzioni del costruttore.
 Siga las instrucciones del constructor relativas a la carga máxima autorizada del vehículo.
 Respeitar as instruções do fabricante relativamente à carga máxima autorizada do veículo.
 Do not exceed the maximum carrying capacity given in your vehicle's owner's manual.
 Die Anweisungen des Fahrzeugherstellers für die zulässigen Höchstlasten für das Fahrzeug sind zu beachten.
 De aanwijzingen van de autofabrikant opvolgen wat betreft maximaal toegestaan laadvermogen van voertuig. Altijd de geldende voorschriften aanhoude.

NO

NO

OK

x6
3211500001

x2
1570207

x4
1570007

x2
1571803

x1
1571804

x1
1571805

x1
1571801

x1
1571802

M8
x6
5732845B

Ø8
x6
6592.08B

M8
x6
5586.08B

x12
164154601

x1
10013ZG

M8x80(B)
x2
2115000002

M8x70(B)
x2

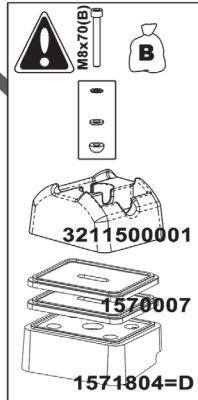
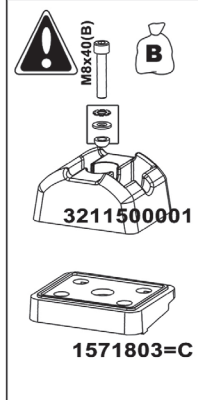
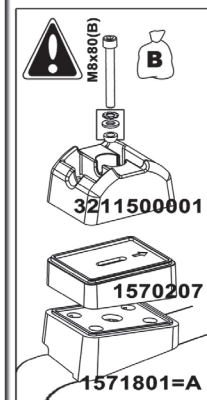
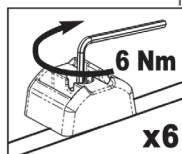
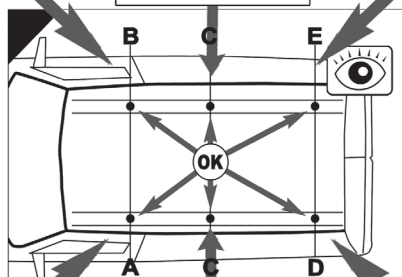
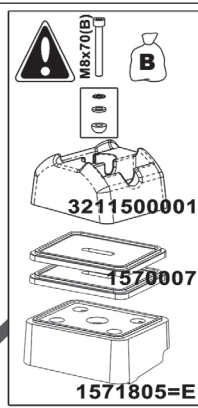
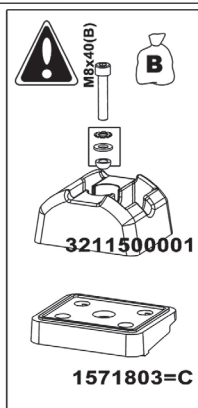
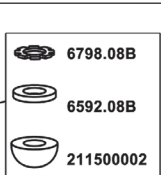
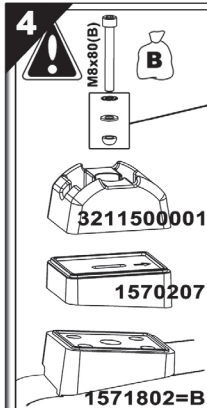
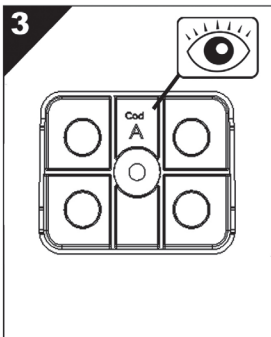
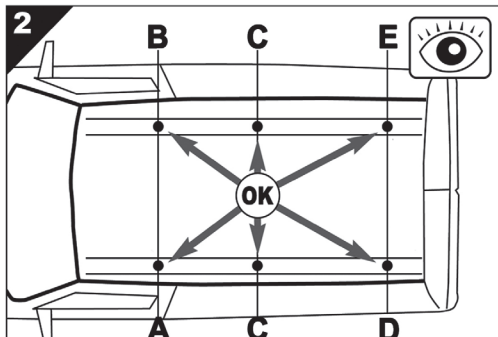
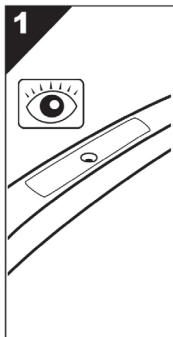
M8x40(B)
x2

Ø8
x6
6592.08B

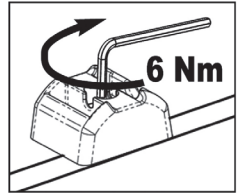


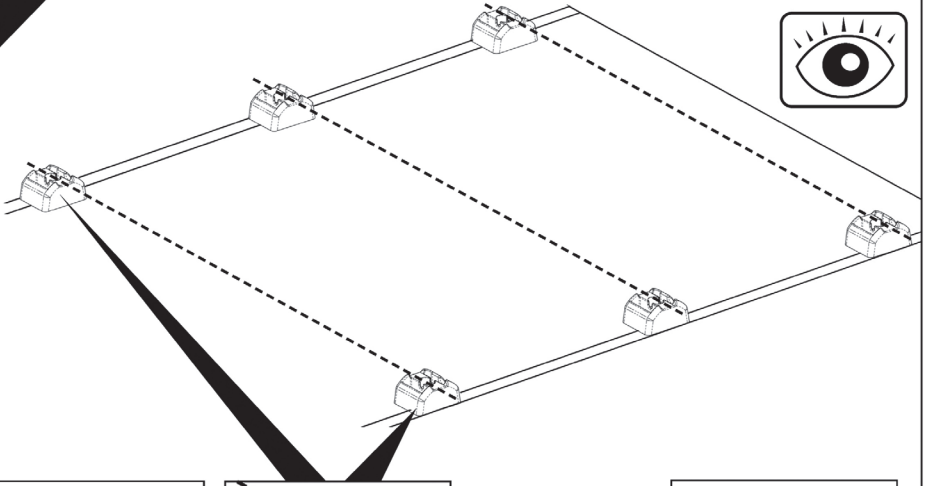
Ø8
x6
6798.08B

Ø8
x6
6798.08B

x1
100006



5



6

